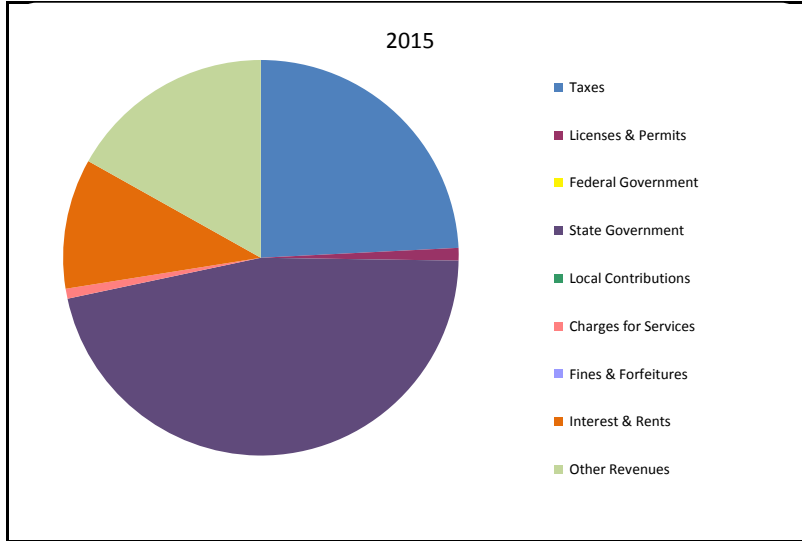


CITIZENS' GUIDE TO LOCAL UNIT FINANCES - Marion Township - Livingston

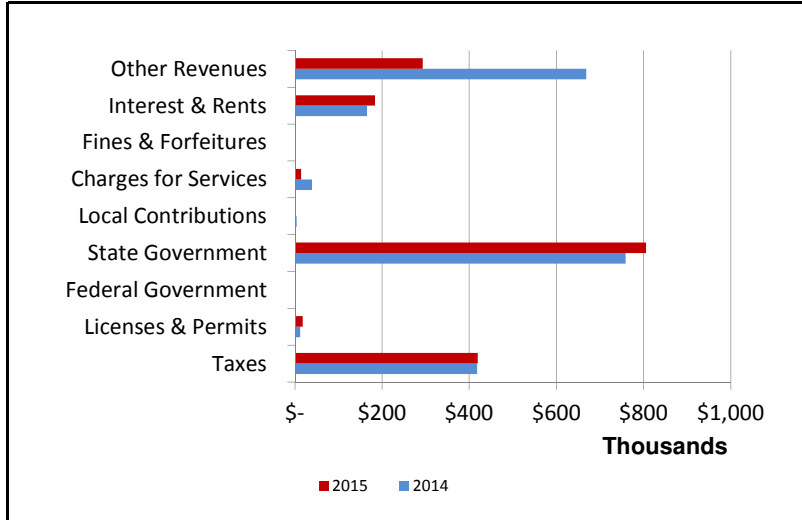
1. Where our money comes from (all governmental funds)



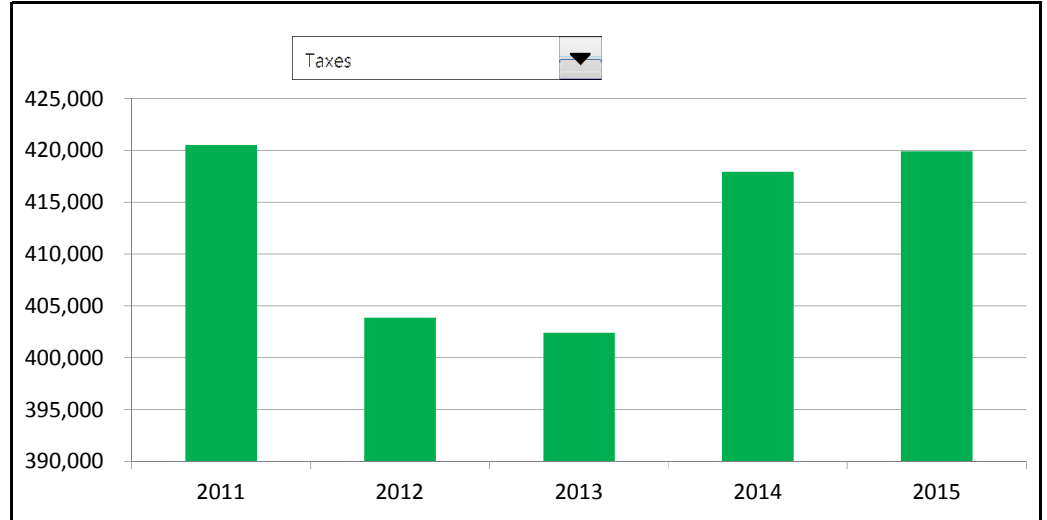
2. Compared to the prior year

	2014	2015	Change
Taxes	\$ 417,931	\$ 419,914	0.47%
Licenses & Permits	\$ 12,445	\$ 18,173	46.03%
Federal Government	\$ -	\$ -	N/A
State Government	\$ 758,646	\$ 805,380	6.16%
Local Contributions	\$ 4,205	\$ 158	-96.25%
Charges for Services	\$ 39,481	\$ 14,306	-63.76%
Fines & Forfeitures	\$ -	\$ -	N/A
Interest & Rents	\$ 165,781	\$ 184,225	11.13%
Other Revenues	\$ 668,179	\$ 293,087	-56.14%
Total Revenues	\$ 2,066,668	\$ 1,735,243	-16.04%

3. Revenue sources - compared to the prior year



4. Historical trends of individual sources

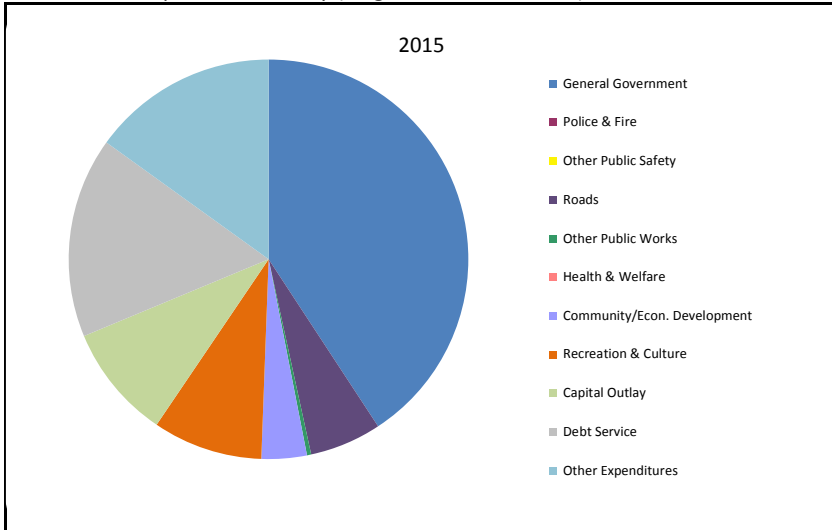


Commentary:

For more information on our unit's finances, contact Bob Hanvey, Supervisor at 517-546-1588.

CITIZENS' GUIDE TO LOCAL UNIT FINANCES - Marion Township - Livingston

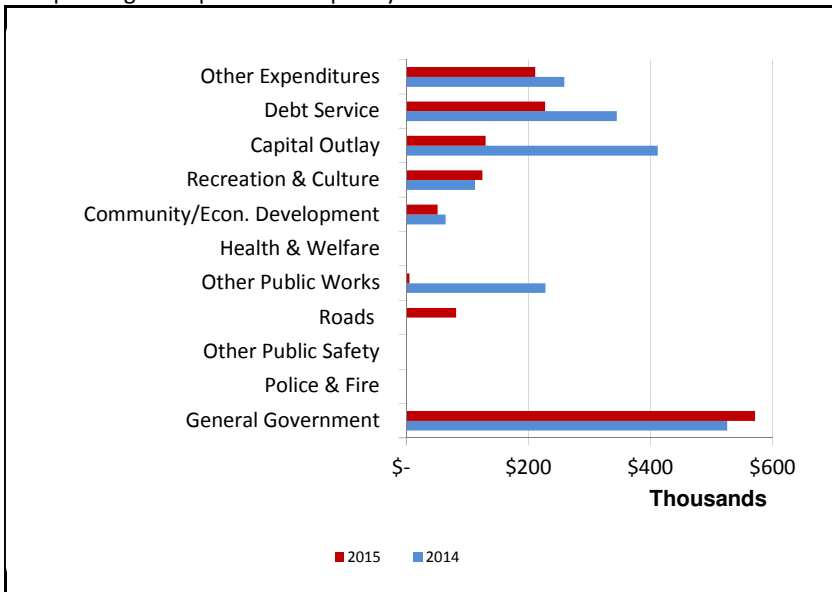
1. Where we spend our money (all governmental funds)



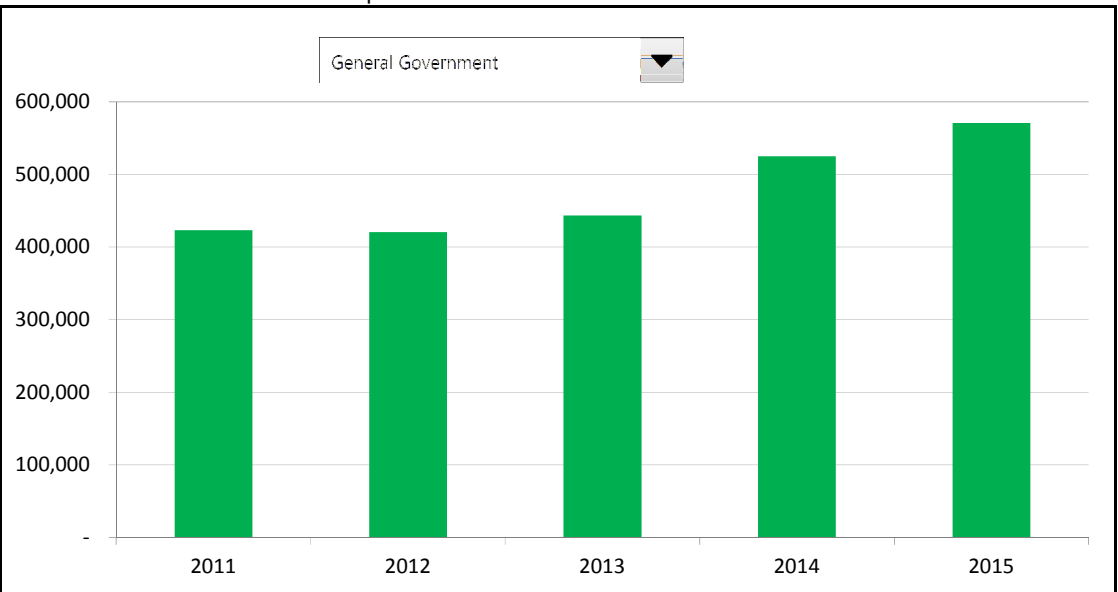
2. Compared to the prior year

	2014	2015	Change
General Government	\$ 525,222	\$ 570,854	8.69%
Police & Fire	\$ -	\$ -	N/A
Other Public Safety	\$ -	\$ -	N/A
Roads	\$ -	\$ 81,303	N/A
Other Public Works	\$ 227,568	\$ 5,000	-97.80%
Health & Welfare	\$ -	\$ -	N/A
Community/Econ. Development	\$ 64,022	\$ 51,286	-19.89%
Recreation & Culture	\$ 112,275	\$ 124,445	10.84%
Capital Outlay	\$ 411,303	\$ 129,557	-68.50%
Debt Service	\$ 344,432	\$ 227,289	-34.01%
Other Expenditures	\$ 258,326	\$ 210,812	-18.39%
Total Expenditures	\$ 1,943,148	\$ 1,400,546	-27.92%

3. Spending - compared to the prior year



4. Historical trends of individual departments:

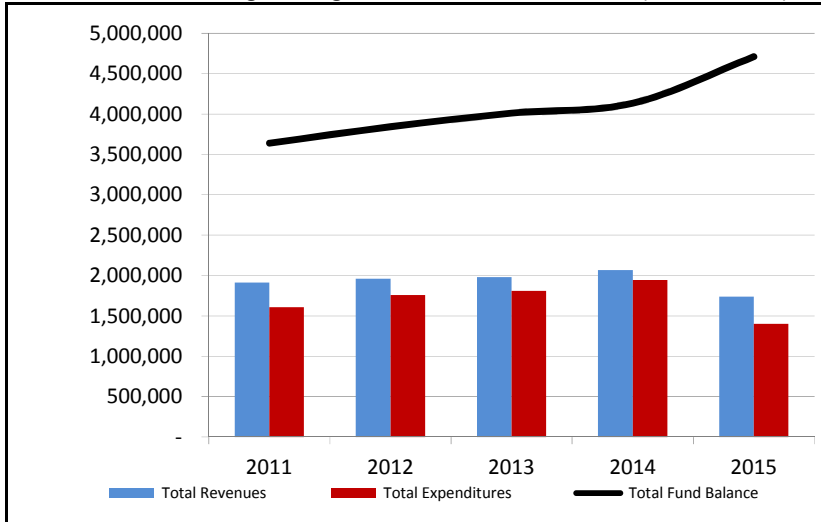


Commentary:

For more information on our unit's finances, contact Bob Hanvey, Supervisor at 517-546-1588.

CITIZENS' GUIDE TO LOCAL UNIT FINANCES - Marion Township - Livingston

1. How have we managed our governmental fund resources (fund balance)

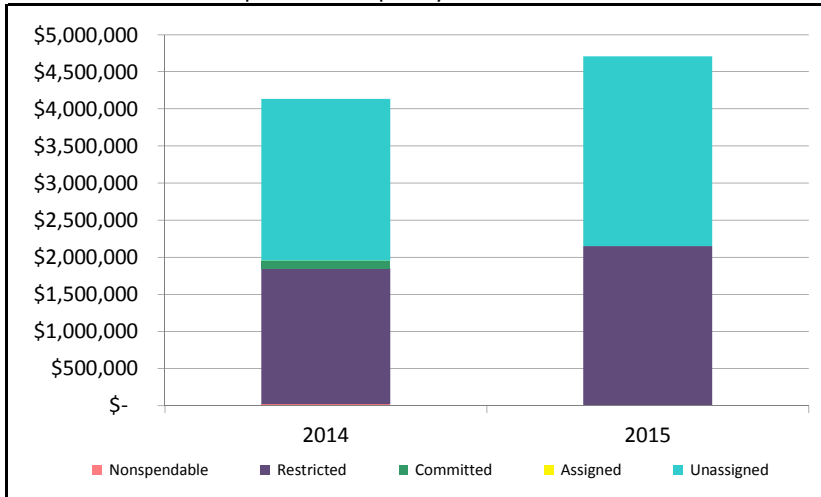


2. Compared to the prior year

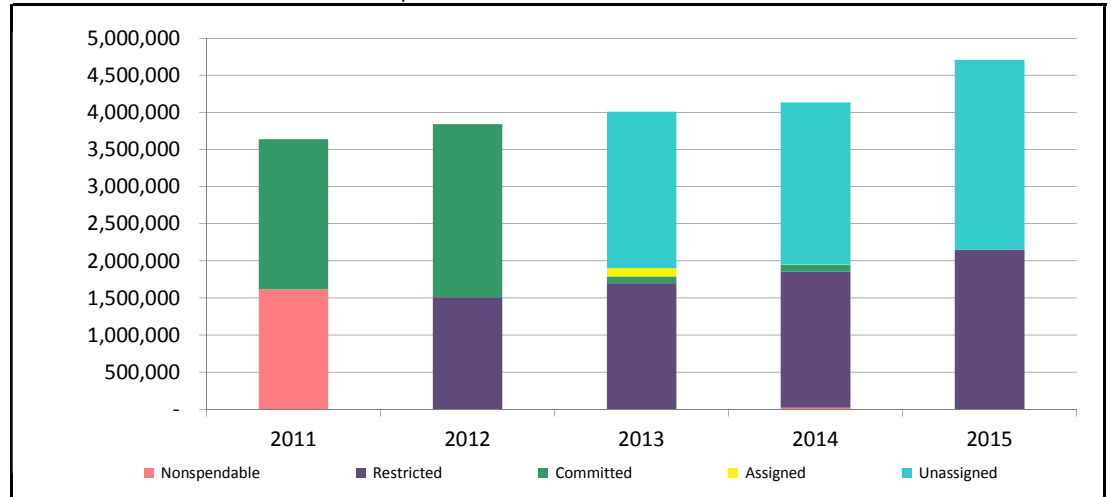
	2014	2015	Change
Revenues	\$ 2,066,668	\$ 1,735,243	-16.04%
Expenditures	\$ 1,943,148	\$ 1,400,546	-27.92%
Surplus (Shortfall)	\$ 123,520	\$ 334,697	170.97%

Fund balance, by component:	2014	2015	Change
Nonspendable	\$ 20,750	\$ -	-100.00%
Restricted	\$ 1,830,840	\$ 2,150,043	17.43%
Committed	\$ 94,256	\$ -	-100.00%
Assigned	\$ 5,000	\$ -	-100.00%
Unassigned	\$ 2,182,648	\$ 2,558,504	17.22%
Total Fund Balance	\$ 4,133,494	\$ 4,708,547	13.91%

3. Fund balance - compared to the prior year



4. Historical trends of individual components

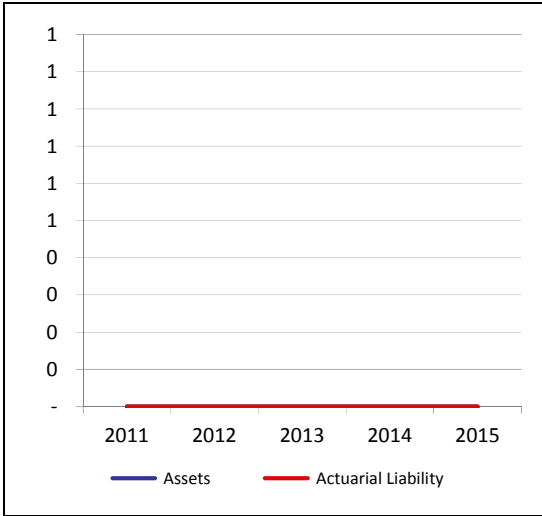


Commentary:

For more information on our unit's finances, contact Bob Hanvey, Supervisor at 517-546-1588.

CITIZENS' GUIDE TO LOCAL UNIT FINANCES - Marion Township - Livingston

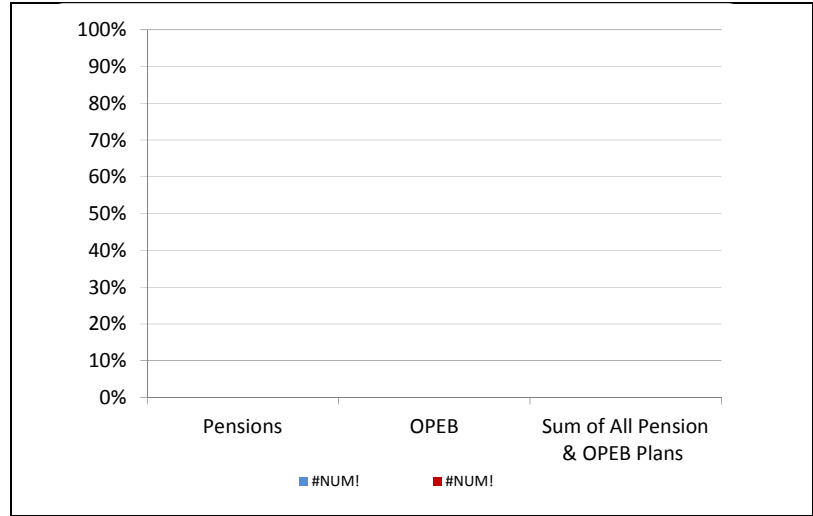
1. Pension funding status



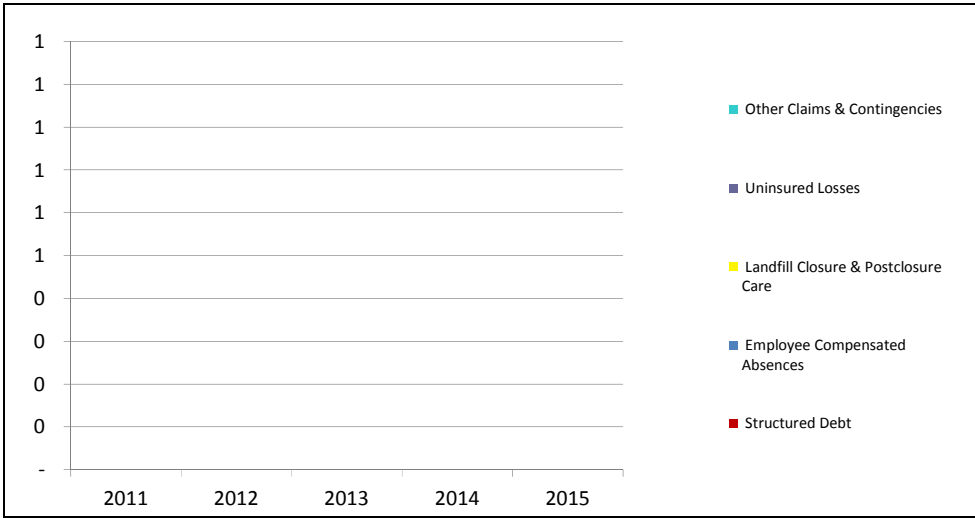
2. Retiree Health care funding status



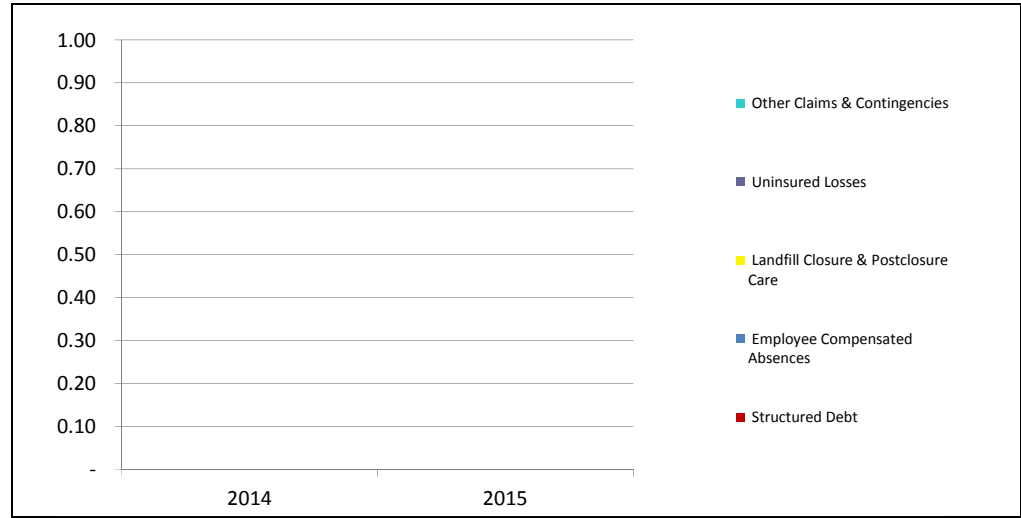
3. Percent funded - compared to the prior year



4. Long Term Debt obligations:



5. Debt & other long term obligations per capita - compared to the prior year



Marion Township has no post-employment benefits and/or obligations

For more information on our unit's finances, contact Bob Hanvey, Supervisor at 517-546-1588.