


BALLOT INSTRUCTIONS



GENERAL ELECTION • NOVEMBER 3, 2020

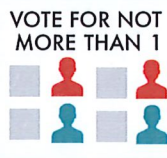
TO VOTE



Completely darken the box opposite your choice, as shown above


Use a blue or black ink pen to mark your ballot. **DO NOT USE ANY OTHER INK COLOR!**

VOTING BY OFFICE



DO NOT vote for more candidates than indicated under each office title

BALLOT SECTIONS



Nonpartisan and Proposal sections of the ballot must be voted separately


PARTISAN BALLOT SECTION

You may cast any of the tickets below:

- Democratic Party
- Republican Party
- Libertarian Party
- U.S. Taxpayers Party
- Working Class Party
- Green Party
- Natural Law Party


STRAIGHT TICKET

Vote for the party of your choice. Nothing further needs to be done in this section



SPLIT TICKET

Vote a straight ticket AND for the individual candidates of your choice



MIXED TICKET

Vote for the individual candidates of your choice for each office


WRITE-IN CANDIDATES



To vote for a candidate whose name is not printed on the ballot, write or place the name of the candidate in the space provided and darken the voting target area. *This must be done even if you cast a straight party vote*

Do not cast a write-in vote for a candidate whose name is already printed on the ballot for that office

BALLOT SIDES



The ballot will have two sides. Be certain to check the reverse side

MADE A MISTAKE?



Don't attempt to erase or correct any marks made in error. Simply return it to the Election Official and obtain a new ballot